

ME DISPLAYS

SPECIFICATIONS

FOR

LCD MODULE

SC1601B

MICRO ELECTRONICS CORPORATION

3375 Scott Blvd. Suite 222 Santa Clara CA 95054

Tel: 408-988-1101 Fax: 408-988-7626

Email: micro@microelect.com

Http://www.microelect.com

• FEATURES

Number of Characters	16 characters x 1 line
Display Font	5 x 7 dots with Cursor
Built-in Controller	HD44780 or Comp
Input Data	4 Bits or 8-Bits Interface
Power Supply	+5 V Single Power
Duty Cycle	1/16 Duty
Options	EL/LED Backlight, TN/STN

• MECHANICAL PARAMETERS

Module Size	85.0W x 28.0H x 8.8T mm
Module Size with LED Backlight	85.0W x 28.0H x 12.7T mm
Viewing Area Size	66.0W x 16.0H mm
Dot Size	0.55 x 0.75 mm
Dot Pitch	0.63 x 0.83 mm

• ABSOLUTE MAXIMUM

Item	Symbol	Min.	Max	Unit
Power Supply for Logic	Vdd	-0.3	+7.0	V
Power Supply for LCD Drive	Vlcd	Vdd-11.5	Vdd+0.3	V
Input Voltage	Vi	-0.3	Vdd+0.3	V
Operating Temperature	Ta	0	+50	C
Storage Temperature	Tstg	-10	+70	C

• ELECTRICAL CHARACTERISTICS

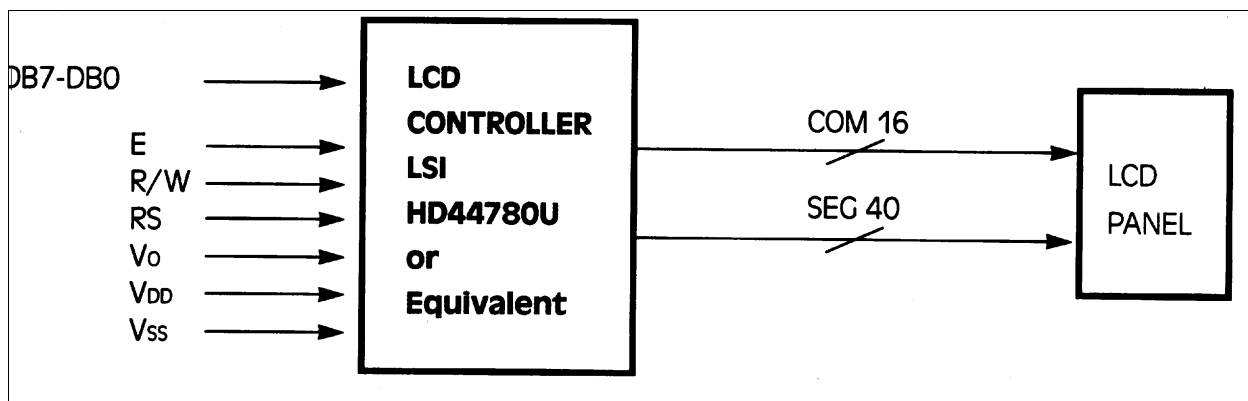
(Vdd=5.0V ± 5%, Ta=25C)

Item	Symbol	Conditions	Min	Typ	Max	U
Power Supply for Logic	Vdd	-	4.5	--	5.5	V
Op. Voltage for LCD	Vdd-Vo	-	-	5.0	-	V
Input "High" Voltage	Vih	-	2.2	-	Vdd	V
Input "Low" Voltage	Vil	-	-0.3	-	0.6	V
Output "High" Voltage	Voh	- Ioh = 0.2mA	2.4	-	-	V
Output "Low" Voltage	Vol	Iol = 1.2mA	-	-	0.4	V
Power Supply Current	Idd	Vdd = 5.0V	-	-	3.0	mA

• PIN ASSIGNMENT

No.	Symbol	Level	Pin Description	Function
1	Vss	--	Ground	0V
2	Vdd	--	Supply Voltage for Logic	5V
3	Vo	--	LCD Contrast Adjust	By User
4	RS	H/L	Register Select	H: Data, L: Instruction Code
5	R/W	H/L	Read / Write	H: Data Read, L: Data Write
6	E	H, H→L	Enable	Enable Signal
7	DB0	H/L	Data Bit 0	8-Bit Interface
8	DB1	H/L	Data Bit 1	8-Bit Interface
9	DB2	H/L	Data Bit 2	8-Bit Interface
10	DB3	H/L	Data Bit 3	8-Bit Interface
11	DB4	H/L	Data Bit 4	4 or 8-Bit Interface
12	DB5	H/L	Data Bit 5	4 or 8-Bit Interface
13	DB6	H/L	Data Bit 6	4 or 8-Bit Interface
14	DB7	H/L	Data Bit 7	4 or 8-Bit Interface

• BLOCK DIAGRAM



- ENVIRONMENTAL CONDITIONS**

Item	Operating		Non-Operating		Remarks
	Min	Max	Min	Max	
Ambient Temperature (Ta)	0°C	50°C	-20°C	70°C	Normal Temperature Type
	-20°C	70°C	-30°C	80°C	Extended Temperature Type
Vibration	--	0.5G	--	2G	G=9.8 m/s ²
Shock	--	3G	--	50G	XYZ Directions
Corrosion Gas	No Corrosion Gas				

- OPTICAL CHARACTERISTICS**

TN TYPE

Item	Symbol	Condition	Min	Typ	Max	Unit
Viewing Angle	Ø2-Ø1	K=1.4	20	--	--	Deg
Contrast Ratio	K	Ø=25° θ=0°	--	3	--	--
Response Time (Rise)	tr	Ø=25° θ=0°	--	200	250	ms
Response Time (Fall)	tf	Ø=25° θ=0°	--	200	300	ms

STN TYPE

Item	Symbol	Condition	Min	Typ	Max	Unit
Viewing Angle	Ø2-Ø1	K=1.4	40	--	--	Deg
Contrast Ratio	K	Ø=25° θ=0°	3	--	--	--
Response Time (Rise)	tr	Ø=25° θ=0°	--	200	300	ms
Response Time (Fall)	tf	Ø=25° θ=0°	--	250	350	ms

• **BACKLIGHT CHARACTERISTICS**

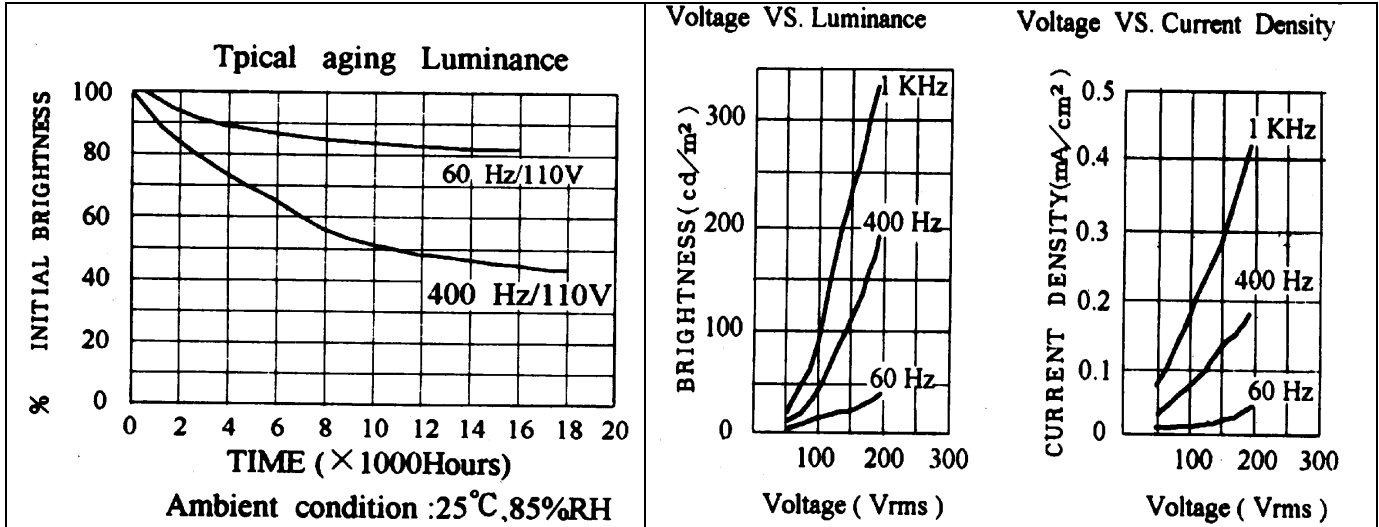
EL BACKLIGHT

Luminous Intensity : 60 cd/m²

Power Consumption : ~0.17 mA/cm²

Driving Condition : 150 Vrms AC Max 50~1000 Hz

Life : 2K Hours (Normal Type), 8K Hours (Long Life Type)



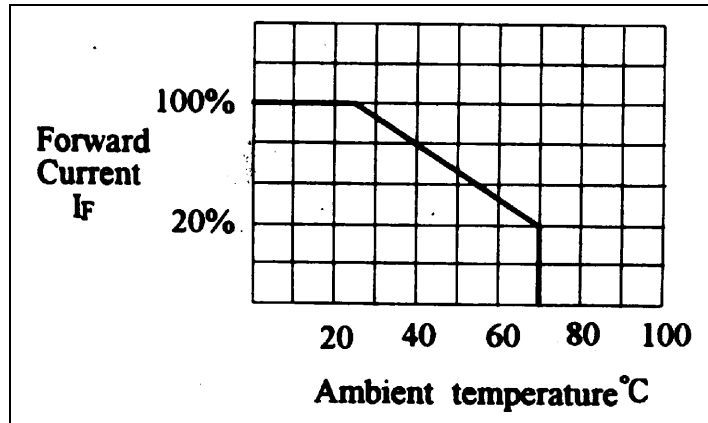
LED BACKLIGHT

Low Voltage Driving (DC) is available without inverter

No noise occurrence

Luminous Intensity : 50 cd/m²

Life : 20K Hours



• AC CHARACTERISTICS

Item	Symbol	Min	Max	Unit
Enable Cycle Time	T_{CYCE}	500	--	ns
Enable Pulse Width	High Level	PW_{EH}	--	ns
Enable Rise/Fall Time	t_{Er}, t_{Ef}	--	20	ns
Address Set-up Time	RS, R/W to E	t_{AS}	--	ns
Address Hold Time		t_{AH}	--	ns
Data Set-up Time		t_{DSW}	--	ns
Data Delay Time		t_{DDR}	160	ns
Data Hold Time (Writing)		t_H	--	ns
Data Hold Time (Reading)		t_{DHR}	--	ns
Clock Oscillation Frequency	f_{OSC}	270 (TYP)		KHz

• TIMING CHARACTERISTICS

